



## *In silico* molecular modelling studies of newly synthesized pyrazole derivatives from p-bromo benzoic acid

Arathi Prakash<sup>1</sup>, Jessy Jacob<sup>2</sup>

<sup>1</sup> St. Joseph's College of Pharmacy, Cherthala, Kerala University of Health Sciences, Thrissur, Kerala, India

<sup>2</sup> Department of Pharmaceutical Chemistry, Kerala University of Health Sciences Thrissur, Kerala, India

### Abstract

*In silico* screening helps to predict whether a compound will show desired characteristics or activity on the basis of its two dimensional or three dimensional chemical structures (Molecular modelling software was used to develop a 3D molecular structures of new pyrazole derivatives from p-bromo benzoic acid) or its physical properties. In this study the software's like AutoDock, PASS, Molinspiration, ACD LABS, Chem Sketch were used for the determination of different molecular descriptors profile of proposed molecules. Energy minimization is carried out in this 3D structure and then the bond length, bond angle and torsional angle of the proposed new structure is calculated. The software programs were also allows to study the binding site, to design the molecule which will fit to this binding site and drug-likeness of the molecule, molinspiration software helps to calculate different molecular descriptors like log P, polar surface area, number of hydrogen bond donors and acceptors etc of proposed structures. Analysis by Lipinski's rule was done to identify the best molecule. Five derivatives of 1-(4-bromobenzoyl)-3-(4-substituted phenyl)-1H-pyrazole-4-carbaldehyde were identified for synthesis using conventional method.

**Keywords:** Lipinski's rule, AutoDock version 4.0, PASS, Molinspiration

### 1. Introduction

*In silico* design of the molecules using different softwares such as ACD LABS 10.0 Chem sketch, PASS and Molinspiration was done, to identify the molecules obeying Lipinski's rule of five for selection of wet lab synthesis. Five derivatives of 1-(4-bromobenzoyl)-3-(4-substituted phenyl)-1H-pyrazole-4-carbaldehyde<sup>4</sup> were selected using the docking studies.

### 2. Materials

The following Softwares were used for the *In silico* design and docking studies.

ACD Labs Chem sketch 10.00

Chem Draw Ultra 8.0

Chem3D Ultra 8.0

Molinspiration

Molegro Molecular Viewer 2.5

AutoDock 4.0

### 3. Methodology

Pyrazole a  $\pi$ -excessive heterocycle containing 2 nitrogen

atoms adjacent to each other was selected as the lead molecule based on literature survey to synthesize derivatives such as 1-(4-bromobenzoyl)-3-(4-substituted phenyl)-1H-pyrazole-4-carbaldehyde<sup>1,2</sup>.

### 3.1 Design of 3D structures of new derivatives of pyrazole<sup>[3]</sup>

The ACD Labs Chem sketch 10.00, Chem Draw Ultra 8.0 and Chem3D Ultra 8.0 were used to design the following structures:

1-(4-bromobenzoyl)-3-(4-methoxy phenyl)-1H-pyrazole-4-carbaldehyde(AV1),

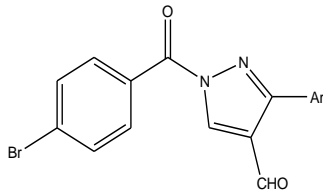

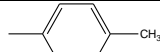

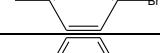
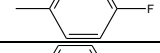
1-(4-bromobenzoyl)-3-(4-methyl phenyl)-1H-pyrazole-4-carbaldehyde(AV2),

1-(4-bromobenzoyl)-3-(4-bromophenyl)-1H-pyrazole-4-carbaldehyde(AV3),

1-(4-bromobenzoyl)-3-(4-fluorophenyl)-1H-pyrazole-4-carbaldehyde(AV4),

1-(4-bromobenzoyl)-3-(4-chlorophenyl)-1H-pyrazole-4-carbaldehyde(AV5)

**Table 1:** Proposed Derivatives

	Compound Code	Aromatic code
	AV1	
AV2		
AV3		
AV4		
AV5		

### 3.2 Analysis of Lipinski's rule <sup>[5]</sup>

The analysis of Lipinski's rule was done using PASS and Molinspiration to identify the best lead molecule for wet lab synthesis.

### 3.3 Calculation of Molecular Properties

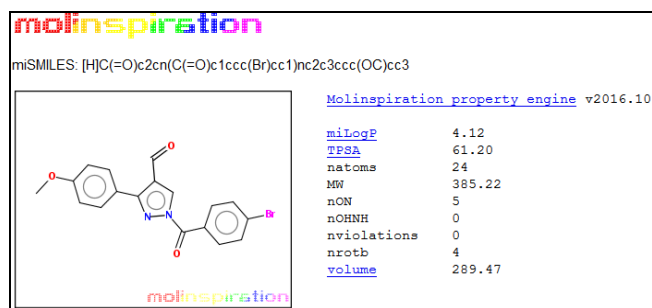
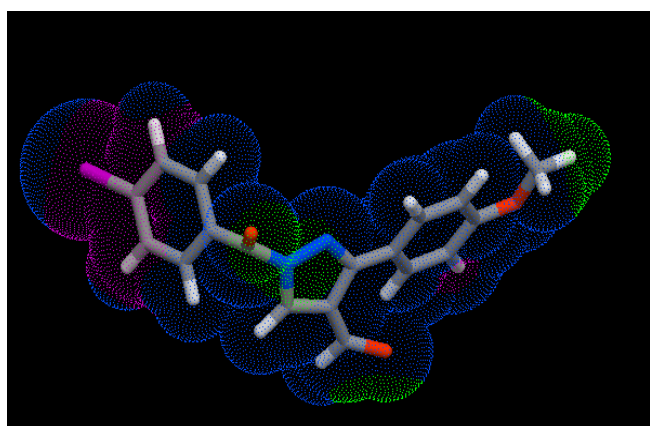
The Molecular properties of the above compounds were determined using AutoDock version 4.0, Molinspiration and PASS.

## 4. Results & Discussion

### 4.1 3D structures of new derivatives of pyrazole

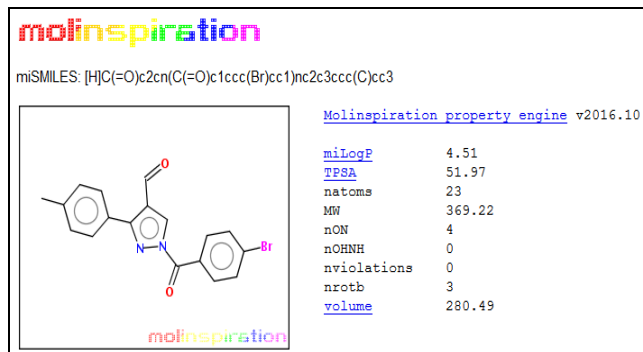
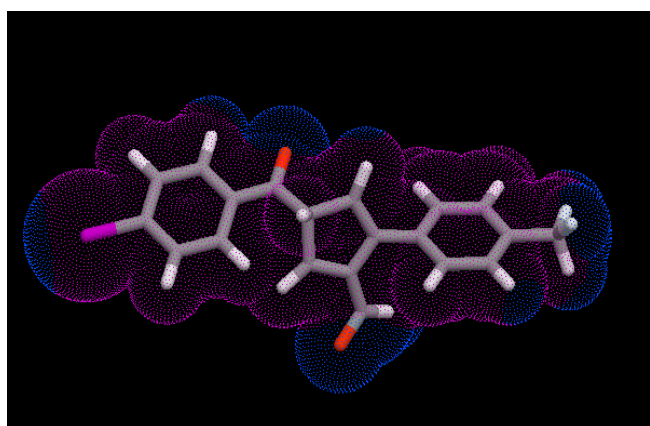
The below given are the results given by the ACD Labs Chem sketch 10.00, Chem Draw Ultra 8.0 and Chem3D Ultra 8.0 as well as Molinspiration.

**AV1:** 1-(4-bromobenzoyl)-3-(4-methoxyphenyl)-1H-pyrazole-4-carbaldehyde



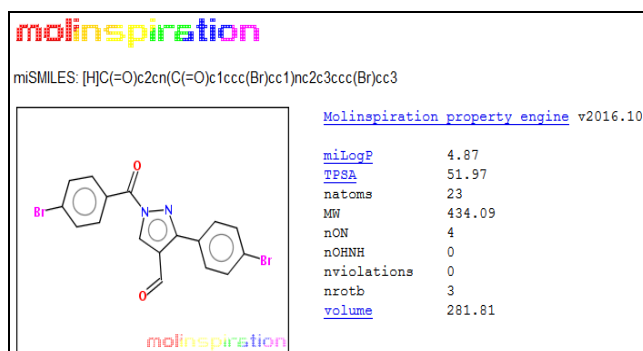
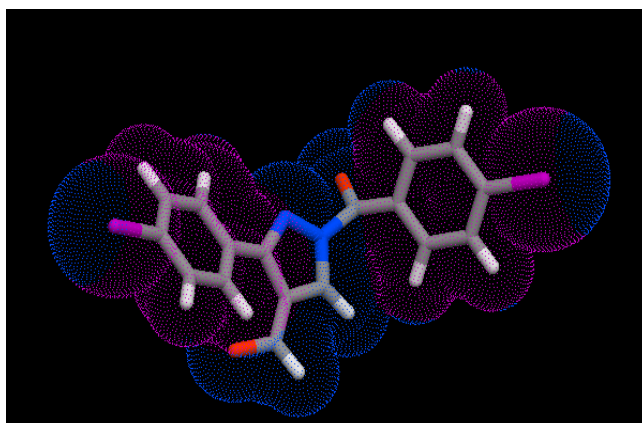
**Fig 1:** Three Dimensional Structure and Molecular properties of the Analogue (AV1) Using Chem 3D

**AV2:** 1-(4-bromobenzoyl)-3-(4-methylphenyl)-1H-pyrazole-4-carbaldehyde



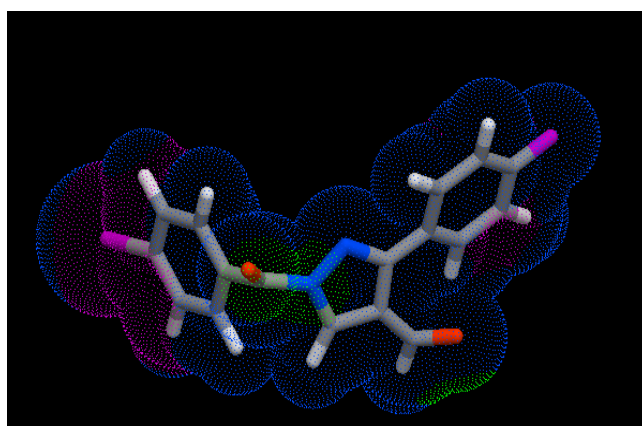
**Fig 2:** Three Dimensional Structure and Molecular properties of The Analogue (AV2) Using Chem 3D

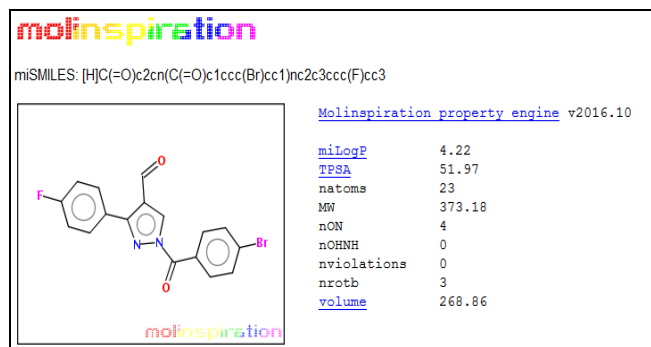
**AV3:** 1-(4-bromobenzoyl)-3-(4-bromophenyl)-1H-pyrazole-4-carbaldehyde



**Fig 3:** Three Dimensional Structure and Molecular properties of the Analogue (AV3) Using Chem 3D

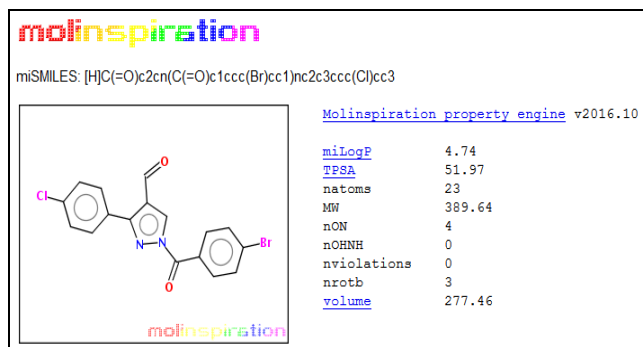
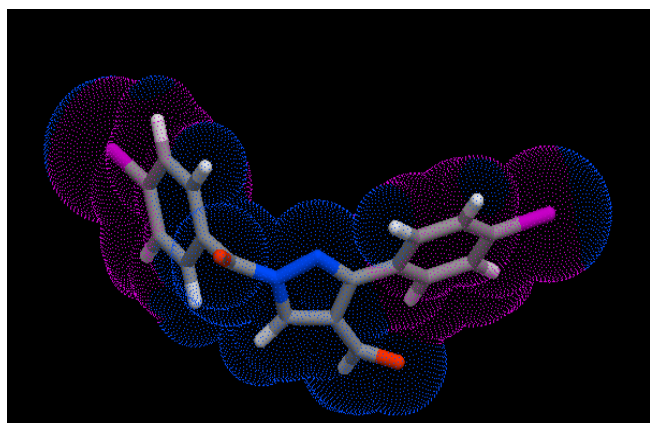
**AV4:** 1-(4-bromobenzoyl)-3-(4-fluorophenyl)-1H-pyrazole-4-carbaldehyde





**Fig 4:** Three Dimensional Structure and Molecular properties of the Analogue (AV4) Using Chem 3D.

**AV5:** 1-(4-bromobenzoyl)-3-(4-chlorophenyl)-1H-pyrazole-4-carbaldehyde



**Fig 5:** Three Dimensional Structure and Molecular properties of the Analogue (AV5) Using Chem 3D

All these *In silico* properties are closely compared and evaluated. The analogues with desired physicochemical properties, obeying Lipinski Rule of five are selected for wet lab synthesis.

#### 4.2. Analysis of Lipinski's rule

Below are given the results of the Lipinski's rule analysis of the proposed structures AV1, AV2, AV3, AV4 and AV5. The data shows that AV3 (1-(4-bromobenzoyl)-3-(4-bromophenyl)-1H-pyrazole-4-carbaldehyde) is the best lead molecule.

**Table 2:** Analysis of Lipinski's rule of five of the proposed analogues

Compound	C log P	MW	Non	NOHNH	Nrotb	NViolations
AV1	4.12	385.21	5	0	4	0
AV2	4.51	369.21	4	0	3	0
AV3	4.87	434.08	4	0	3	0
AV4	4.22	373.18	4	0	3	0
AV5	4.74	389.63	4	0	3	0

**Table 3:** Drug likeness analysis

Compound Code	GPCR ligand	Ion channel modulator	Kinase inhibitor	Nuclear Receptor ligand	Protease inhibitor	Enzyme Inhibitor
AV1	-0.34	-0.45	-0.08	-0.15	-0.35	-0.24
AV2	-0.36	-0.46	-0.09	-0.19	-0.39	-0.26
AV3	-0.32	-0.39	-0.07	-0.18	-0.37	-0.23
AV4	-0.30	-0.40	-0.01	-0.13	-0.35	-0.21
AV5	-0.31	-0.38	-0.04	-0.15	-0.32	-0.19

#### 5. Conclusions

The *In silico* studies performed have identified the probable best lead molecule (AV3 (1-(4-bromobenzoyl)-3-(4-bromophenyl)-1H-pyrazole-4-carbaldehyde) for wet lab synthesis. This study is a stepping stone towards green chemistry.

#### 6. Acknowledgments

First author thanks late Mr. Sajin C for his constant encouragement and guidance throughout the work.

#### 7. References

- Patrick GL. An introduction to medicinal chemistry. Oxford university press, 2001.
- Wolff ME. Burger's Medicinal Chemistry and Drug Discovery. American Journal of Therapeutics. 1996; 13(8):608.
- Arathi P, Jessy J, Synthesis and Characterisation Of Pyrazole Derivatives From Para bromo Benzoic Acid And Its Antibacterial Activity, International journal of research in pharmacy and pharmaceutical sciences. 2019; 4(3):40-43.

- Albert A. Heterocyclic chemistry; an introduction. 5<sup>th</sup>ed. Newyork Oxford University Press, 1968.
- Lipinski CA. Drug-like properties and the causes of poor solubility and poor permeability. Journal of pharmacological and toxicological methods. 2000; 314(41):235-49. <http://AutoDock.scripps.edu/resources>.