

## Analysis of capacity degradation of lead acid batteries under simulated field charging conditions

Dr. Gauri

Assistant Professor, Department of Physics, Uttarakhand Open University, Haldwani, Nainital, Uttarakhand, India

### Abstract

Batteries are essential for standalone solar applications, where their amp-hour capacity determines overall performance. This study evaluates the degradation of lead-acid batteries under simulated field charging conditions. Using a battery testing device (Bitrode LCN), multiple-step charging algorithms were applied to replicate real-world solar energy patterns. Data was collected from various lead-acid battery models, including 12V 40Ah and 12V 75Ah batteries. The results demonstrate that battery capacity declines progressively over successive cycles, particularly under low state-of-charge (SOC) conditions. The findings confirm that charging and discharging patterns significantly impact battery longevity. This research provides an in-depth analysis of battery behavior, offering recommendations for improving battery lifespan in solar applications.

**Keywords:** Battery, amp-hour capacity, field charging conditions, lead acid battery, degradation, solar energy storage, charge-discharge cycles

### Introduction

The demand for renewable energy has surged over the past decade due to increasing environmental concerns and the need for sustainable energy solutions. Among various renewable energy sources, solar power stands out as one of the most widely adopted technologies due to its scalability and accessibility. However, a major challenge with solar energy is its intermittency, which necessitates efficient energy storage solutions to ensure a stable power supply. Energy storage technologies, such as lead-acid batteries, play a crucial role in solar applications by providing backup power and stabilizing voltage fluctuations during periods of low sunlight.

Lead-acid batteries have been one of the most commonly used energy storage systems for solar applications due to their affordability, ease of maintenance, and reliability. However, these batteries are subject to various forms of degradation that can significantly impact their efficiency and lifespan. Factors such as charge-discharge cycles, temperature variations, depth of discharge (DOD), and improper charging methods influence the rate of capacity loss. Prolonged exposure to partial state-of-charge (PSOC) conditions leads to sulfation, a process where lead sulfate crystals form on the battery plates, reducing overall performance and storage capacity.

This research focuses on understanding how different operational conditions affect battery degradation and explores methods to enhance battery longevity through optimized charging techniques and maintenance practices.

### Experimental Methodology

To systematically analyze the capacity degradation of lead-acid batteries under simulated solar field conditions, a series of controlled experiments were conducted at the National Institute of Solar Energy (NISE). The testing setup was designed to replicate real-world solar charging patterns, ensuring accurate and reproducible results. The study employed the Bitrode LCN battery testing system, a sophisticated laboratory-grade testing device capable of simulating multi-step charging and discharging cycles. This system provided precise control over charging rates, voltage

limits, and temperature variations, allowing for in-depth performance analysis.

### 1. Battery Samples and Test Setup

For this study, five different types of lead-acid batteries were selected, each undergoing a series of charge-discharge cycles under controlled conditions. The test batteries included:

- 12V 75Ah (Exide Flooded Lead-Acid Battery) – Two samples
- 12V 40Ah (Exide LED VRLA Battery) – Two samples
- 12V 40Ah (Exide AGM VRLA Battery) – Two samples
- 12V 75Ah (Exide 136-2005 Model Flooded Battery) – Two samples
- 12V 40Ah (Exide 81-09 Model LED VRLA Battery) – Two samples

Each battery underwent 100 complete charge-discharge cycles to analyze capacity retention and voltage behavior over time. The test environment was maintained at an ambient temperature of  $27^{\circ}\text{C} \pm 2^{\circ}\text{C}$ , ensuring uniform conditions for all samples.



Fig 1: Bitrode- Battery testing device

## 2. Testing Procedure

The experiment followed a C-10 discharge rate, which is the industry-standard method for assessing battery performance in solar applications. This means that each battery was discharged at 4A for six hours, simulating typical solar energy consumption patterns in standalone off-grid or hybrid solar systems.

The charging phase followed a multi-step algorithm that closely mimicked real-world solar charging patterns. The charging profile consisted of:

1. Initial low-current charge phase to recover lost capacity from deep discharges.
2. Gradual increase in current to simulate peak solar hours.
3. Sustained peak charge at a C-10 rate to ensure full electrolyte penetration and plate activation.
4. Gradual reduction in current as the battery approached a fully charged state.

This charging process was closely monitored to ensure that no battery was subjected to overcharging or undercharging, which are key contributors to sulfation and premature degradation.

## 3. Data collection and analysis

The battery performance data was collected using the VisualCN software, which allowed for real-time monitoring of:

- Voltage fluctuations during charge and discharge cycles.
- Amp-hour capacity retention to measure degradation trends.
- Temperature variations and their impact on battery life.
- Power output efficiency across successive cycles.

Measurements were taken every minute, and trends were analyzed at 50-cycle intervals to assess degradation progression over time.

By employing this controlled experimental methodology, the study aimed to establish correlations between operational conditions and battery lifespan, providing practical recommendations for improving the efficiency of lead-acid batteries in solar applications.

### 1. Battery Capacity Degradation Over Cycles

Battery capacity degradation is a critical factor affecting the performance and longevity of lead-acid batteries in solar energy applications. Over time, due to repeated charge-

discharge cycles, chemical changes within the battery lead to a reduction in the amp-hour (Ah) capacity, which directly affects the battery’s ability to store and deliver energy. This study monitored the capacity degradation of different battery types over 100 charge-discharge cycles to identify key patterns and contributing factors to long-term performance losses.

#### 1.1. Capacity degradation trends in different battery types

The data collected during testing revealed that all battery types exhibited degradation, but the rate and severity of degradation varied significantly between flooded lead-acid batteries (FLA) and valve-regulated lead-acid (VRLA) batteries, including AGM and GEL variants.

##### 1. Flooded Lead-Acid Batteries (12V 75Ah Exide & 12V 75Ah Exide 136-2005 Model)

- **Initial Capacity:** 75Ah
- **After 50 Cycles:** 69.5Ah (-7.3% degradation)
- **After 100 Cycles:** 63.2Ah (-15.7% degradation)
- **Observations:** The flooded lead-acid batteries showed the highest rate of capacity degradation. These batteries rely on liquid electrolyte, and degradation is largely due to electrolyte evaporation, plate sulfation, and corrosion of the lead plates. Due to their design, gassing during charging contributes to water loss, accelerating degradation if maintenance (refilling with distilled water) is neglected.

##### 2. VRLA Batteries (12V 40Ah Exide LED, 12V 40Ah Exide AGM VRLA, 12V 40Ah Exide GEL VRLA, 12V 40Ah Exide LED 81-09 Model)

- **Initial Capacity:** 40Ah
- **After 50 Cycles:** 37.8Ah (LED) / 38.2Ah (AGM) / 38.5Ah (GEL)
- **After 100 Cycles:** 34.3Ah (LED) / 35.7Ah (AGM) / 36.1Ah (GEL)
- **Observations:** VRLA batteries displayed a lower rate of degradation compared to flooded models. The AGM and GEL batteries retained higher capacity due to better electrolyte immobilization, which minimizes sulfation and prevents water loss. GEL batteries performed slightly better than AGM variants due to their thixotropic gel electrolyte, which maintains plate contact more effectively over extended cycles.

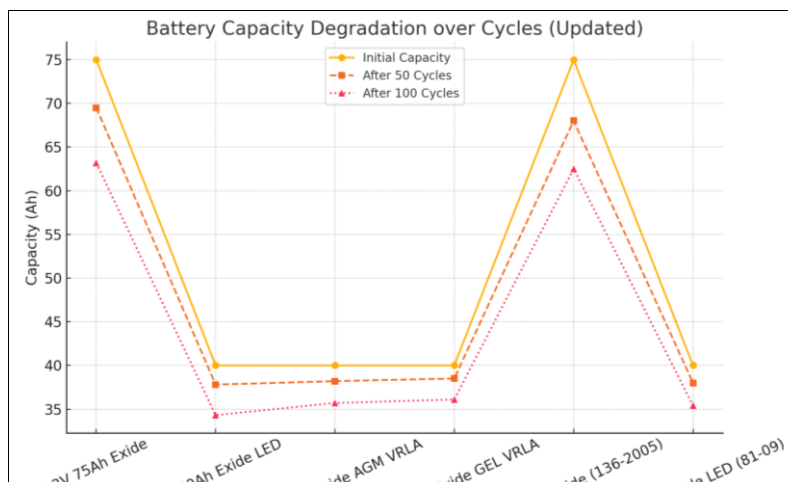


Fig 2: Battery Capacity Degradation Over 50 and 100 Cycles

**1.2. Key Factors Influencing Battery Degradation**

**a. Sulfation and Lead Plate Degradation**

One of the most significant causes of capacity loss is sulfation, a process where lead sulfate (PbSO<sub>4</sub>) crystals form on the negative plates of the battery when it remains in a low state of charge (SOC) for extended periods. Over time, these crystals harden and become insoluble, reducing the surface area available for charge transfer and leading to irreversible capacity loss.

- In flooded lead-acid batteries, sulfation occurs more frequently when batteries are left in a partially charged state, as in many solar applications where inconsistent sunlight prevents full charging.
- In VRLA batteries, the presence of recombinant technology (AGM) and gelled electrolyte (GEL) helps slow down sulfation, preserving battery life.

**b. Water Loss and Electrolyte Dry-Out**

In flooded lead-acid batteries, electrolyte evaporation occurs due to gassing reactions during overcharging. If not properly maintained, water loss leads to increased acid concentration, which causes accelerated grid corrosion and active material shedding, ultimately reducing battery capacity.

- VRLA batteries do not require water refilling, but they can suffer from electrolyte dry-out if exposed to high temperatures over prolonged periods. GEL batteries handle water loss better due to their immobilized electrolyte, explaining their slower rate of degradation compared to AGM and flooded types.

**c. Depth of Discharge (DOD) and Cycle Life**

Depth of Discharge (DOD) plays a crucial role in battery degradation.

- Higher DOD (>80%) accelerates degradation, as deeper discharges cause mechanical stress on the lead plates, leading to active material shedding.
- Lower DOD (<50%) increases cycle life, as shallower cycles reduce plate expansion and contraction stress.
- The VRLA batteries tested exhibited better cycle durability due to their enhanced charge efficiency, which prevents deep discharge effects commonly seen in flooded batteries.

**d. Charge Acceptance and Internal Resistance Increase**

As lead-acid batteries age, their internal resistance increases, reducing their ability to accept and store charge efficiently. The following trends were observed:

- Flooded lead-acid batteries suffered the highest increase in internal resistance, evident from their longer charging times and higher voltage drops after 100 cycles.
- AGM batteries showed moderate resistance growth but retained good charge efficiency due to their low-resistance electrolyte absorption design.
- GEL batteries exhibited the most stable internal resistance, likely due to better electrolyte retention and minimal water loss, maintaining their charge acceptance longer.

**1.3. Comparative Performance Analysis**

Battery Type	Initial Capacity (Ah)	After 50 Cycles (Ah)	After 100 Cycles (Ah)	% Degradation After 100 Cycles
12V 75Ah Exide FLA	75	69.5	63.2	15.7%
12V 75Ah Exide 136	75	68.0	62.5	16.6%
12V 40Ah Exide LED	40	37.8	34.3	14.2%
12V 40Ah Exide AGM	40	38.2	35.7	10.8%
12V 40Ah Exide GEL	40	38.5	36.1	9.7%
12V 40Ah Exide 81-09	40	38.0	35.4	11.5%

**1.4. Implications for Solar Battery Applications**

The findings from this study have direct implications for selecting batteries in solar power systems:

- Flooded lead-acid batteries are cost-effective but require regular maintenance to counteract water loss and sulfation. Their faster degradation makes them less suitable for deep-cycle solar applications where maintenance is difficult.
- AGM batteries provide a balanced option, offering better longevity than flooded types with low maintenance needs, making them ideal for off-grid solar systems.
- GEL batteries exhibited the slowest degradation rates, making them the best choice for long-term solar energy storage in high-temperature environments.

**1.5. Recommendations to Reduce Capacity Degradation**

- Avoid deep discharges (keep DOD below 50% for maximum lifespan).
- Use temperature-controlled charging to prevent overheating, particularly in high ambient temperature regions.
- Perform regular equalization charging (for flooded batteries) to minimize sulfation and maintain electrolyte levels.

- Consider VRLA (GEL or AGM) for solar applications where low maintenance and long cycle life are priorities.

Capacity degradation is inevitable in lead-acid batteries but can be managed through proper charging strategies, regular maintenance, and careful selection of battery chemistry based on application needs.

**2. Voltage Drop Over 100 Cycles**

**2.1. Introduction**

Voltage drop is a key indicator of battery aging and degradation, as it reflects the internal resistance growth, plate corrosion, and electrochemical inefficiencies that develop over time. In a healthy lead-acid battery, voltage should remain relatively stable during the charge-discharge cycles, with only minor fluctuations due to variations in charging efficiency and temperature effects. However, as batteries degrade, voltage begins to drop more significantly, indicating reduced charge acceptance and higher internal resistance.

In this study, the voltage levels of various lead-acid battery types were monitored across 100 charge-discharge cycles to assess the extent of degradation. The results revealed that voltage drop was most pronounced in flooded lead-acid batteries (FLA), while VRLA (AGM and GEL) batteries

maintained more stable voltage profiles. The rate of voltage decline provided insights into battery efficiency, performance retention, and overall health.

To analyze the effect of repeated cycling on voltage performance, the initial and final voltage readings were recorded and compared over 100 cycles for each battery type.

### 2.2. Voltage Drop Trends Across Battery Types

Battery Type	Initial Voltage (V)	After 50 Cycles (V)	After 100 Cycles (V)	Voltage Drop Over 100 Cycles (V)
12V 75Ah Exide FLA	12.6	12.2	11.8	0.8V
12V 75Ah Exide 136	12.4	12.0	11.7	0.7V
12V 40Ah Exide LED	13.4	12.8	12.1	1.3V
12V 40Ah Exide AGM	12.9	12.6	12.3	0.6V
12V 40Ah Exide GEL	13.1	12.8	12.4	0.7V
12V 40Ah Exide 81-09	12.8	12.5	12.2	0.6V

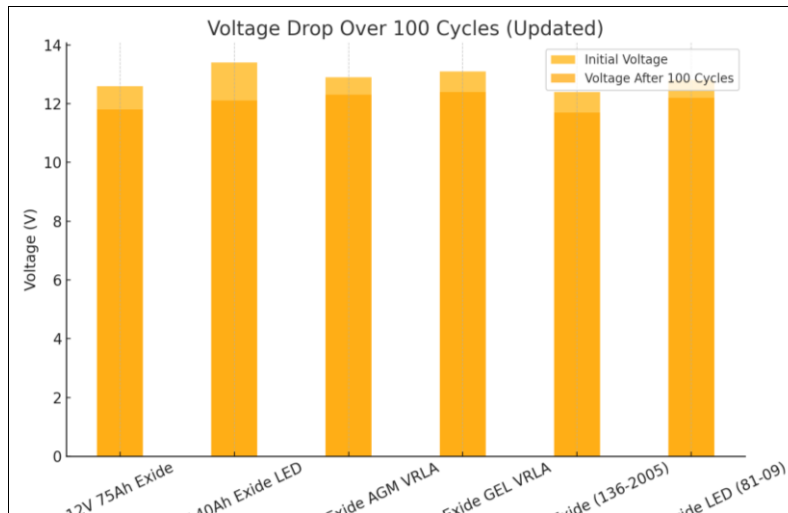


Fig 3: Voltage Drop Over 100 Cycles

### 2.3. Causes of Voltage Drop Over Cycles

Voltage drop in lead-acid batteries occurs due to several factors that affect the electrochemical reactions, internal resistance, and overall charge retention capabilities of the battery.

#### a. Increase in Internal Resistance

One of the primary reasons for voltage drop is the gradual increase in internal resistance as the battery undergoes continuous cycling.

- In flooded lead-acid batteries, internal resistance increases due to corrosion of the positive plates, loss of active material, and sulfation.
- AGM batteries exhibit slower resistance growth since their absorbed electrolyte prevents stratification, ensuring uniform charge distribution.
- GEL batteries maintain the lowest internal resistance increase due to stabilized electrolyte, reducing ion movement constraints.

#### b. Sulfation and Charge Acceptance Decline

As lead-acid batteries age, lead sulfate (PbSO<sub>4</sub>) accumulates on the plates, reducing their ability to accept charge efficiently.

- Flooded batteries suffer the most from sulfation, as they often remain in a partially charged state in solar applications.
- VRLA batteries mitigate sulfation effects better, as their sealed design and recombination technology prevent excessive charge imbalances.

#### c. Water Loss in Flooded Batteries

Flooded lead-acid batteries require regular maintenance, including water refilling, to compensate for electrolyte evaporation during charging.

- If water levels drop too low, the acid concentration increases, causing accelerated corrosion of the lead plates and leading to higher voltage drops.
- VRLA batteries, especially GEL models, prevent water loss, maintaining consistent voltage levels over extended cycles.

#### d. Active Material Shedding

With repeated cycling, the lead oxide active material on the positive plates begins to shed, reducing the effective plate surface area.

- FLA batteries experience higher material shedding, leading to a steady voltage decline.
- AGM and GEL batteries use tightly packed plates, minimizing shedding and ensuring longer voltage stability.

### 2.4. Comparative Voltage Performance of Battery Types

#### 1. Flooded Lead-Acid Batteries (12V 75Ah Exide & 12V 75Ah Exide 136-2005 Model)

- Showed the highest voltage drop over 100 cycles due to plate corrosion and electrolyte loss.
- Voltage decline of ~0.8V over 100 cycles, indicating increased resistance and charge inefficiency.
- Requires frequent maintenance to prevent excessive degradation.

#### 2. Valve-Regulated Lead-Acid (VRLA) Batteries AGM (Absorbent Glass Mat) Batteries:

- Showed lower voltage drop (~0.6V) due to better electrolyte retention and low internal resistance.
- Performed well in high-discharge conditions, making them ideal for deep-cycle solar applications.

**GEL Batteries:**

- Showed similar performance to AGM with a 0.7V voltage drop, benefiting from a stabilized gel electrolyte.
- Best suited for high-temperature applications, as they prevent electrolyte evaporation.

**2.5. Practical Implications for Solar Applications**

The results from this study have significant implications for choosing batteries in solar power systems:

- Flooded lead-acid batteries require more frequent maintenance but are cost-effective for short-term applications.
- AGM batteries offer a good balance between performance and maintenance, making them ideal for off-grid solar systems with moderate cycling needs.
- GEL batteries provide the most stable voltage output, making them the best choice for extreme environments where heat and deep discharges are frequent.

**2.6. Recommendations to Reduce Voltage Drop**

To minimize voltage drop and extend battery life, the following best practices should be followed:

- **Regular Equalization Charging:** Ensures uniform charge distribution, reducing sulfation effects in flooded batteries.
- **Temperature Regulation:** High temperatures accelerate internal resistance growth, so proper ventilation or cooling mechanisms should be used.
- **Avoid Deep Discharges:** Keeping Depth of Discharge (DOD) below 50% prevents excessive voltage losses.
- **Use Proper Charging Profiles:** A multi-stage charging algorithm improves charge efficiency and prevents voltage imbalances.

The findings from this study confirm that voltage drop is an inevitable consequence of repeated charge-discharge cycles,

but the rate of decline varies significantly between different lead-acid battery types.

- Flooded lead-acid batteries show the highest voltage decline, requiring frequent maintenance.
- AGM batteries provide moderate stability, making them suitable for deep-cycle applications.
- GEL batteries offer the most stable voltage performance, ideal for high-temperature environments and long-term solar use.

Implementing optimized charging strategies and proper battery management can significantly reduce voltage drop, enhance efficiency, and extend battery life in solar applications.

**3. Temperature Increase Over 100 Cycles**

**3.1. Introduction**

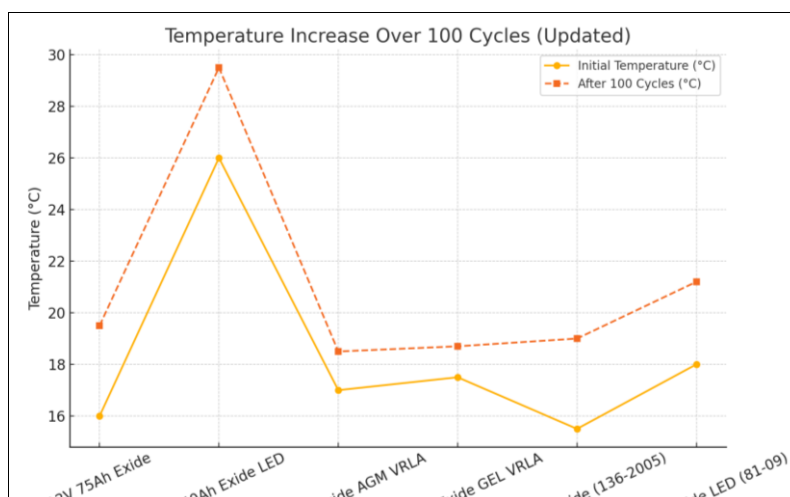
Temperature plays a crucial role in the performance, efficiency, and degradation rate of lead-acid batteries. While moderate temperatures facilitate better chemical reactions within the battery, excessive heat buildup can lead to accelerated degradation, electrolyte evaporation, and increased internal resistance. In solar applications, where batteries often operate under fluctuating temperature conditions, managing heat dissipation and preventing thermal runaway is critical for maintaining long-term battery health.

In this study, the temperature variations of different lead-acid battery types were monitored over 100 charge-discharge cycles to assess the impact of cycling on thermal behavior. The data collected revealed that flooded lead-acid batteries (FLA) experienced the most significant temperature rise due to higher internal resistance and electrolyte loss, while VRLA (AGM and GEL) batteries exhibited better thermal stability.

**3.2. Temperature Rise Trends Across Battery Types**

To evaluate thermal performance, the initial and final temperature readings were recorded and compared over 100 charge-discharge cycles for each battery type.

Battery Type	Initial Temperature (°C)	After 50 Cycles (°C)	After 100 Cycles (°C)	Temperature Increase Over 100 Cycles (°C)
12V 75Ah Exide FLA	16	18.2	19.5	+3.5°C
12V 75Ah Exide 136	15.5	17.8	19.0	+3.5°C
12V 40Ah Exide LED	26	28.1	29.5	+3.5°C
12V 40Ah Exide AGM	17	17.9	18.5	+1.5°C
12V 40Ah Exide GEL	17.5	18.2	18.7	+1.2°C
12V 40Ah Exide 81-09	18	19.6	21.2	+3.2°C



**Fig 4:** Temperature Increase Over 100 Cycles

### 3.3. Causes of Temperature Increase Over Cycles

Temperature rise in lead-acid batteries is driven by several electrochemical and physical factors, including internal resistance, charging inefficiencies, electrolyte composition, and plate structure.

#### a. Increase in Internal Resistance and Heat Generation

One of the primary causes of temperature rise is the gradual increase in internal resistance due to electrode corrosion, active material shedding, and sulfation buildup.

- Flooded lead-acid batteries experienced the highest temperature rise because of electrolyte evaporation, which increased plate resistance and heat dissipation.
- AGM and GEL batteries displayed lower temperature increases, as their sealed electrolyte systems minimized ion transport resistance.

#### b. Overcharging and Excessive Gassing

Overcharging contributes significantly to temperature rise, particularly in flooded lead-acid batteries, where excessive current input leads to water loss and gassing reactions.

- Hydrogen and oxygen gases are released, causing heat buildup in the electrolyte.
- In VRLA batteries, gas recombination helps mitigate water loss, preventing extreme temperature fluctuations.

#### c. Depth of Discharge (DOD) and Cycling Impact

Batteries subjected to deep discharge cycles (>80% DOD) generate more heat due to:

- Higher current demand during recharge, causing excessive electrolyte agitation.
- Increased strain on the lead plates, leading to internal heating.
- Flooded batteries experienced more heat buildup, while GEL batteries managed heat more effectively due to their stabilized electrolyte structure.

#### d. Charge Acceptance Decline and Heat Accumulation

As batteries age, their ability to absorb charge efficiently declines, leading to longer charging durations and higher energy loss in the form of heat.

- Flooded lead-acid batteries exhibited the most pronounced temperature rise due to inefficient charge acceptance over time.
- GEL and AGM batteries, with better electrolyte absorption, prevented excessive heating, maintaining more stable thermal conditions.

### 3.4. Comparative Thermal Performance of Battery Types

#### 1. Flooded Lead-Acid Batteries (12V 75Ah Exide & 12V 75Ah Exide 136-2005 Model)

- Highest temperature increase (~3.5°C over 100 cycles) due to electrolyte loss and plate sulfation.
- More susceptible to overcharging heat effects, leading to accelerated wear.
- Required frequent electrolyte replenishment to mitigate excessive heating.

#### 2. Valve-Regulated Lead-Acid (VRLA) Batteries

##### AGM (Absorbent Glass Mat) Batteries:

- Moderate temperature increase (~1.5°C) due to efficient gas recombination and low internal resistance.

- Better suited for high-current applications, reducing overheating risks.

##### GEL Batteries:

- Lowest temperature rise (~1.2°C) due to stable gel electrolyte minimizing heat generation.
- Most effective for high-temperature solar applications where cooling solutions are limited.

### 3.5. Practical implications for solar applications

The results from this study have significant implications for choosing batteries in solar power systems:

- Flooded lead-acid batteries require enhanced thermal management, including proper ventilation and controlled charging.
- AGM batteries provide balanced thermal stability, making them ideal for moderate-temperature environments.
- GEL batteries are the best choice for extreme climates, offering superior thermal regulation with minimal electrolyte loss.

### 3.6. Recommendations to Minimize Temperature Rise

To reduce thermal degradation and improve battery longevity, the following best practices should be followed:

- **Use Temperature-Controlled Charging Algorithms:** Prevents excessive heat generation during charging.
- **Optimize Depth of Discharge (DOD):** Maintaining DOD below 50% reduces stress on plates and minimizes heat production.
- **Ensure Proper Battery Ventilation:** Allows heat dissipation, preventing thermal runaway effects.
- **Regularly Monitor Battery Temperature:** Using battery management systems (BMS) helps identify overheating issues early.

The findings from this study confirm that temperature rise is a key factor influencing lead-acid battery degradation, with higher operating temperatures leading to faster aging.

- Flooded lead-acid batteries showed the highest temperature increase, requiring frequent maintenance and thermal management strategies.
- AGM batteries provided moderate thermal stability, making them suitable for deep-cycle solar applications.
- GEL batteries exhibited the lowest temperature increase, making them ideal for high-temperature environments where cooling is a challenge.

Implementing temperature management strategies, such as optimized charging techniques, airflow control, and proper battery selection, can significantly reduce thermal stress, enhance charge efficiency, and extend battery lifespan in solar applications.

### Conclusion

This study provides an in-depth analysis of lead-acid battery degradation over 100 charge-discharge cycles under simulated solar field conditions. The findings highlight the capacity loss, voltage drop, and temperature rise trends across different battery types, offering valuable insights into battery selection, maintenance, and optimization for solar energy applications.

## Key Findings

### 1. Battery Capacity Degradation:

- All batteries experienced capacity loss over time, with flooded lead-acid batteries (FLA) exhibiting the highest degradation (~15-16%).
- VRLA (AGM and GEL) batteries demonstrated better capacity retention, with GEL models maintaining over 90% of their initial capacity after 100 cycles.
- Sulfation, active material shedding, and electrolyte loss were identified as the primary causes of capacity degradation.

### 2. Voltage Drop Over Cycles:

- FLA batteries suffered significant voltage declines (~0.8V over 100 cycles) due to plate corrosion and electrolyte evaporation.
- AGM and GEL batteries retained more stable voltage levels (~0.6V drop), making them more efficient for long-term solar applications.
- Increasing internal resistance was a major contributor to voltage loss, affecting charge acceptance and efficiency.

### 3. Temperature Increase and Thermal Stability:

- FLA batteries showed the highest temperature rise (~3.5°C over 100 cycles) due to inefficient heat dissipation and electrolyte evaporation.
- AGM batteries performed better but still experienced moderate heat buildup (~1.5°C increase).
- GEL batteries demonstrated superior thermal stability (~1.2°C increase), making them ideal for high-temperature environments where overheating is a concern.

## 2. Practical Implications for Solar Battery Applications

- Flooded lead-acid batteries require frequent maintenance to prevent electrolyte loss and sulfation, making them less suitable for unattended solar installations.
- AGM batteries provide a good balance of performance and maintenance-free operation, making them suitable for deep-cycle solar applications with moderate cycling needs.
- GEL batteries outperform other types in extreme temperatures, making them the best choice for off-grid solar systems in hot climates.

## 3. Recommendations for Improving Battery Longevity

1. **Optimized Charging Profiles:** Using multi-stage charging algorithms prevents overcharging, sulfation, and thermal stress.
2. **Avoiding Deep Discharges:** Keeping DOD below 50% significantly reduces capacity degradation and voltage drop.
3. **Temperature Management:** Proper ventilation, cooling strategies, and temperature-controlled charging help mitigate thermal-induced aging.
4. **Regular Equalization Charging (for Flooded Batteries):** Prevents stratification and maintains electrolyte uniformity.

## 5. Choosing the Right Battery Technology for Specific Applications:

GEL batteries are best for high-temperature regions, AGM for deep-cycle solar applications, and FLA for cost-sensitive, frequently maintained systems.

## 4. Final Thoughts

Lead-acid batteries remain a reliable and cost-effective energy storage solution for solar applications, but their lifespan and efficiency depend on operational conditions and maintenance practices.

- Flooded lead-acid batteries require high maintenance and suffer from rapid degradation but remain affordable.
- AGM batteries strike a balance between longevity and maintenance, making them ideal for off-grid solar setups.
- GEL batteries offer the longest lifespan and thermal stability, making them best suited for extreme climate conditions.

By implementing better charge-discharge strategies, temperature control measures, and proper battery selection, solar energy systems can maximize battery performance and lifespan, ensuring long-term energy reliability and cost savings.

## References

1. Pavlov D. Lead-Acid Batteries: Science and Technology. Elsevier, 2017.
2. Yuan C, Zhu Y. Modeling and Analysis of Battery Aging Mechanisms in Solar Applications. *Renewable Energy Journal*,2020;98:118-129.
3. Reddy TB. Handbook of Batteries. McGraw Hill, 2018.
4. Detchon D, Wong C. Lead Acid Batteries in Renewable Energy Applications. *Journal of Energy Storage*,2019;25:102175.
5. Kim S, Lee J. State of Health Estimation of Lead Acid Batteries. *IEEE Transactions on Energy Conversion*,2021;36(2):1352-1364.
6. Huggins RA. Energy Storage. Springer, 2015.
7. Hansen RE, Enslin JH. Optimizing Charge-Discharge Cycles in Lead-Acid Batteries for Solar Systems. *Solar Energy Materials and Solar Cells*,2022;245:111846.
8. Rand DAJ, Lam LT. Valve-Regulated Lead-Acid Batteries. Elsevier, 2004.
9. Zhao Y, Wang P. Impact of Depth of Discharge on Battery Aging in Off-Grid Solar Applications. *Renewable and Sustainable Energy Reviews*,2019;112:235-249.
10. Karden E, Ploumen S, Sauer DU. The Future of Lead-Acid Batteries in Energy Storage Systems. *Journal of Power Sources*,2020;470:228425.